



**SITE LAYOUT**  
SCALE: 1:2000

**LEGEND:**

- SITE BOUNDARY FENCE
- MEDIUM VOLTAGE POWER STATION
- BATTERY BLOCK
- FIRE WATER TANK

SYSTEM RATING	270MW/1080 MWh
INVERTER	86
INVERTER RATING	3.95 MVA
TRANSFORMER RATING	4.4 MVA
BATTERY CONTAINER	430

**NOTES:**

1. THIS DRAWING SHOWS THE 33kV CONNECTION OPTION.
2. FINAL LOCATION OF THE RETENTION POND IS SUBJECT TO THE LOWEST POINT ON SITE.
3. ALL UNDERGROUND SERVICES TO BE IDENTIFIED AND LOCATED PRIOR TO ANY WORK BEING PERFORMED ON THE 33kV CABLE CORRIDOR, ACCESS ROAD AND FENCING.
4. LAYOUT SUBJECT TO CONNECTION AGREEMENT AND DETAILED DESIGN.

REFERENCE DRAWINGS			REFERENCE MODELS				
REV	DATE	REVISION DETAILS	REV	DRAWN	DESIGNED	VERIFIED	APPROVED
A	2024.04.18	ISSUED FOR REVIEW	A	M.C	E.C/C.M	P.F	J.H

REFERENCE DRAWINGS			REFERENCE MODELS				
REV	DATE	REVISION DETAILS	REV	DRAWN	DESIGNED	VERIFIED	APPROVED
A	2024.04.18	ISSUED FOR REVIEW	A	M.C	E.C/C.M	P.F	J.H


PREPARED BY



www.aurecongroup.com

CERTIFICATION	No.	CERTIFIER	DATE


CLIENT




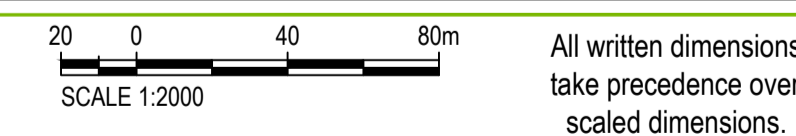
CLIENT DOCUMENT NUMBER

REV

Coordinate system -  
Height datum -



PRINT ALL COPIES IN COLOUR

All written dimensions take precedence over scaled dimensions.

CONSTRUCTION STATUS	
NOT FOR CONSTRUCTION	
DRAWN BY	M.CHAPMAN
DESIGNED BY	E.CHEN/C.MASON
STATUS	STARTED
CODE	W1
DOCUMENT STATE	FOR REVIEW

PROJECT			
EMEROO BESS			
TITLE			
EMEROO BATTERY ENERGY STORAGE SYSTEM OVERALL SITE LAYOUT			
DOCUMENT CODE			
525831-W00001-DRG-EL-0001			
SCALE	SIZE	REFERENCE No.	REV
1:2000	A1	EL-0001	A